

# Technical Accessory Guides (TAGs)

For Associates, Resellers, ISVs and Alliance Partners

Global



Version: Active-Only

Will only show products that are known to be available for sale

Need to provide an update or change?  
Contact <mailto:pgw786@zebra.com>



For Internal Use by  
**PartnerConnect Members Only**



# RFD8500/RFD8500i Technical Accessory Guide










NOTE: RFD8500i (for legacy TC55 units) discontinued 9/2018 - see PMB 3116

NOTE: This document is only for general reference. Solutions Pathway and related PMBs should be used for product availability, pricing, and final solution selection.

\* Zebra does not endorse or specifically recommend any **third-party products, accessories, or hardware**. ZEBRA DISCLAIMS ANY AND ALL LIABILITY, INCLUDING ANY EXPRESS OR IMPLIED WARRANTIES, WHETHER ORAL OR WRITTEN, FOR SUCH THIRD PARTY PRODUCTS, ACCESSORIES, OR HARDWARE. THE CUSTOMER ACKNOWLEDGES THAT NO REPRESENTATION HAS BEEN MADE BY ZEBRA AS TO THE FITNESS OF THE THIRD-PARTY PRODUCTS, ACCESSORIES, OR HARDWARE FOR THE CUSTOMER'S INTENDED PURPOSE.


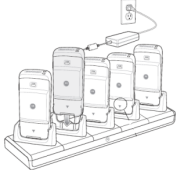

## Charging Cradles

Part Number	Picture	Description	Notes	Required Items
CRD1S-RFD8500-1R		Single Slot Charging Cradle	<ul style="list-style-type: none"> <li>▶ Cradle will charge RFD8500 or legacy TC55 unit.</li> <li>▶ LED status indicator on charger base will show charge status of RFD8500 battery. Refer to charge status LED on the TC55 for its charging state.</li> <li>▶ NOTE: Charging cup uses Zebra common ShareCradle design, however, the RFD8500 cup is about 20% wider than standard ShareCradle cups. This cup can't be mounted on any 5-Slot ShareCradles.</li> <li>▶ Not compatible for powering 2-Slot Battery Charger Module (SAC-TC55-2BTYC1).</li> </ul>	<p><b>For charging one cradle:</b></p> <ul style="list-style-type: none"> <li>▶ Power Supply (PWR-BGA12V50W0WW and CBL-DC-388A1-01)</li> <li>▶ AC Line Cord (23844-00-00R)</li> </ul> <p><b>For charging two cradles:</b></p> <ul style="list-style-type: none"> <li>▶ Power Supply (PWR-BGA12V50W0WW and CBL-DC-388A1-01)</li> <li>▶ AC Line Cord (23844-00-00R)</li> <li>▶ 2-Way Power Cable (25-122026-02R)</li> </ul> <p><b>For charging 3-4 cradles:</b></p> <ul style="list-style-type: none"> <li>▶ 4-Way DC Line Cord (CBL-DC-380A1-01) and Power Supply (PWR-BGA12V108W0WW)</li> <li>▶ AC Line Cord (23844-00-00R)</li> </ul>
CRDUNIV-RFD8500-1R		Universal Cradle with 3 RFD8500 Cups	<ul style="list-style-type: none"> <li>▶ Cradle will charge RFD8500 or 2-Slot Battery Charger Module (SAC-TC55-2BTYC1) units.</li> <li>▶ Includes Universal Cradle (CRDUNIV-XX-5000R), three RFD8500 Charging Cups (CUPTC55XX-1000R), and two Blank Slot Covers (CUPUNICVR-5000R)</li> <li>▶ Includes cradle insert/shim that can be removed when charging a 2-Slot Battery Charger (SAC-TC55.2BTYC1).</li> <li>▶ Cradle also supports charging of legacy TC55 devices.</li> </ul>	<ul style="list-style-type: none"> <li>▶ Power Supply (PWR-BGA12V50W0WW and CBL-DC-388A1-01)</li> <li>▶ AC Line Cord (23844-00-00R)</li> </ul>
CRD4S-RFD8500-1R		4-Slot Charging ShareCradle	<ul style="list-style-type: none"> <li>▶ Cradle will charge RFD8500 or legacy TC55 units.</li> <li>▶ LED status indicator on charger base will show charge status of RFD8500 battery. Refer to charge status LED on the TC55 for its charging state.</li> <li>▶ NOTE: Charging cup uses Zebra common ShareCradle design, however, the RFD8500 cup is about 20% wider than standard ShareCradle cups. This cup can't be mounted on any 5-Slot ShareCradles.</li> <li>▶ Not compatible for powering 2-Slot Battery Charger Module (SAC-TC55-2BTYC1).</li> </ul>	<ul style="list-style-type: none"> <li>▶ DC Line Cord (CBL-DC-381A1-01) and Power Supply (PWR-BGA12V108W0WW)</li> <li>▶ AC Line Cord (23844-00-00R)</li> </ul>



CRD4S-RFD8500-2R		4-Slot Charging ShareCradle for RFD8500 and TC5X series	<ul style="list-style-type: none"> <li>▶ Will charge two TC5X series units and two RF8500 units.</li> <li>▶ Not compatible with legacy TC55 or 2-Slot Battery Charger Module (SAC-TC55-2BTYC1).</li> </ul>	<ul style="list-style-type: none"> <li>▶ DC Line Cord (CBL-DC-381A1-01) and Power Supply (PWR-BGA12V108W0WWW)</li> <li>▶ AC Line Cord (23844-00-00R)</li> </ul>
CUPTC55XX-1000R		Charging Cup for Universal Cradle	<ul style="list-style-type: none"> <li>▶ Cup supports charging of 2-Slot Battery Charger Module (SAC-TC55-2BTYC1) or legacy TC55 unit.</li> <li>▶ Includes cradle insert/shim that can be removed when charging a 2-Slot Battery Charger Module (SAC-TC55-2BTYC1).</li> <li>▶ Up to three Charging Cups can be installed on the Universal Cradle when charging the RFD8500. Blank Slot Covers should be used on the remaining two slots on the Universal Cradle.</li> </ul>	Universal Cradle (CRDUNIV-XX-5000R)
CUPUNICVR-5000R		Blank Slot Covers for Universal Cradle	<ul style="list-style-type: none"> <li>▶ Used to plug slots in Universal Cradle if all 5 slots are not needed.</li> <li>▶ Includes 5 Covers</li> </ul>	
BRKT-SCRD-SMRK-01		Multi-Slot ShareCradle Wall/Rack Mount Bracket	<ul style="list-style-type: none"> <li>▶ Allows for rack and wall mounting of one 4-Slot Charging ShareCradle (CRD4S-RFD8500-2R) or up to four Single-Slot Cradles (CRD1S-RFD8500-1R). Not compatible with other cradles that use the Universal Cradle design.</li> <li>▶ Bracket can be mounted on standard 19" network rack or on a wall.</li> <li>▶ Cable routing slots &amp; removable power supply holder tray.</li> <li>▶ Adjustable tabs &amp; screw mounts for easy hanging/installation.</li> <li>▶ Adjustable orientations - horizontal, vertical, angled.</li> <li>▶ See the Bluetooth-Generic Accessories TAG for info on 3rd party Network Racks that can be used for mounting this bracket.</li> </ul>	

**Battery Charging**

Part Number	Picture	Description	Notes	Required Items
-------------	---------	-------------	-------	----------------

SAC-TC55-2BTYC1		2-Slot Battery Charger Module	<ul style="list-style-type: none"> <li>▶ Will charge up to two RFD8500 or legacy TC55 batteries.</li> <li>▶ Two 1.5X (4,410 mAh) batteries charge in approximately 11 hours.</li> <li>Charge time cut in half when charging only one battery</li> <li>▶ Two LED lights indicate charge status of each battery.</li> <li>▶ Battery door/cover must be installed before charger will charge the battery.</li> <li>▶ Includes two battery doors/covers</li> <li>▶ Charger Module can be powered with             <ol style="list-style-type: none"> <li>1. Rugged Charging Cable (CBL-TC55-CHG1-01) with shim removed.</li> <li>2. 3-Slot Universal Cradle (CRDUNIV-RFD8500-1R).</li> <li>3. 5-Slot Universal Cradle (CRDUNIV-55-5000R) with shim removed.</li> </ol> </li> </ul>	<p><b>For stand-alone charging:</b> Rugged Charge Cable (CBL-TC55-CHG1-01) and USB Power Supply (PWR-WUA5V6W0WW)</p> <p><b>For multi-unit charging of up to 5 Chargers for charging up to 10 batteries:</b> Universal Cradle with 5 RFD8500 Cups (CRDUNIV-55-5000R) - shim for rubber boot must be removed.</p> 
CRDUNIV-55-5000R		Universal Cradle with 5 RFD8500 Battery Charger Module Cups	<ul style="list-style-type: none"> <li>▶ Cradle will charge 2-Slot Battery Charger Modules (SAC-TC55-2BTYC1) or legacy TC55 units.</li> <li>▶ Not compatible for charging RFD8500 units. Five RFD8500 units will NOT fit in cradle.</li> <li>▶ Includes Universal Cradle (CRDUNIV-XX-5000R) and five TC55 Charging Cups (CUPTC55XX-1000R)</li> <li>▶ Includes cradle insert/shim that can be removed when charging a 2-Slot Battery Charger (SAC-TC55-2BTYC1).</li> </ul>	<ul style="list-style-type: none"> <li>▶ Power Supply (PWR-BGA12V50W0WW and CBL-DC-388A1-01</li> <li>OR</li> <li>PWRS-14000-148C</li> <li>▶ AC Line Cord (23844-00-00P)</li> </ul>

### Charge/Communication Cables











Part Number	Picture	Description	Notes	Required Items
25-MCXUSB-01R		Spare USB Charge/Sync Cable	<ul style="list-style-type: none"> <li>▶ Can be used to charge and communicate with RFD8500 from side micro-USB port. It is recommended to use dedicated Charge Cable or Cradle for routine charging though.</li> <li>▶ Attaching cable to RFD8500i unit will not charge the TC55, only the RFD8500i.</li> <li>▶ RFID tag data transfer not supported via USB.</li> <li>▶ Normally ships in box with each RFD8500.</li> <li>▶ Micro USB B to USB A connector</li> </ul>	
CBL-TC55-CHG1-01		Rugged Charging-Only Cable	<ul style="list-style-type: none"> <li>▶ Connects to charge contacts on back of RFD8500.</li> <li>▶ Can also be used to power 2-Slot Battery Charger Module (SAC-TC55-2BTYC1).</li> <li>▶ USB-A connector on power supply side.</li> </ul>	USB Power Supply (PWR-WUA5V6W0WW) or equivalent.

### Misc

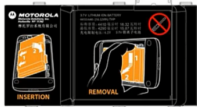
Part Number	Picture	Description	Notes	Required Items
-------------	---------	-------------	-------	----------------




ADP-TC51-100		Adapter Mount for TC5X series	<ul style="list-style-type: none"> <li>▶ Allows TC5X series devices to be mounted on top of RFD8500</li> <li>▶ Adapter clips on Standard Battery Door which is included with RFD8500</li> <li>▶ "Zebra" logo shim on Standard Battery Door needs to be removed for Adapter Mount to clip onto door.</li> <li>▶ Will not charge the TC5X.</li> <li>▶ Does not support Rugged Boot/Exoskeleton (SG-TC51-EXO1-01)</li> <li>▶ Not compatible with the legacy TC55.</li> </ul>	
KT-IPODTCH-100		Adapter Mount for iPod Touch 5/iPhone 5	<ul style="list-style-type: none"> <li>▶ Allows iPod Touch 5th Generation or iPhone 5 to be mounted on top of RFD8500</li> <li>▶ Quad Lock® case design</li> <li>▶ Will not charge the Apple device.</li> </ul>	▶ Quad-Lock Battery Door (KT-QUADOOR-100)
Additional Quad Lock® cases and adapters (3rd party) *		Additional Adapter Mounts for other Consumer Devices	<ul style="list-style-type: none"> <li>▶ Allows other consumer devices (i.e. iPhone, Samsung Galaxy, etc.) to be mounted on top of RFD8500</li> <li>▶ Other Zebra devices (i.e. TC7X) may be able to use the Quad Lock Universal Adapter which adheres to the device and will allow it to attach to the RFD8500.</li> <li>▶ Quad Lock® case design</li> <li>▶ Will not charge the consumer device.</li> </ul>	▶ Quad-Lock Battery Door (KT-QUADOOR-100)
SG-8500-HSTRPH-01		Spare Lanyard	<ul style="list-style-type: none"> <li>▶ Attaches to tether point on bottom of pistol handle</li> <li>▶ Gray color</li> <li>▶ Normally ships in box with each RFD8500.</li> </ul>	
KT-STDDOOR-100		Replacement Battery Door	▶ Spare/replacement battery door	
<b>Power Cords/Power Supplies</b>				
<b>Part Number</b>	<b>Picture</b>	<b>Description</b>	<b>Notes</b>	<b>Required Items</b>
CBL-DC-388A1-01		DC Power Cord	<ul style="list-style-type: none"> <li>▶ Used along with Power Supply PWR-BGA12V50W0WW to power RFD8500i Single Slot Cradles and Universal Cradle.</li> <li>▶ Cable length is 1.8 meters</li> </ul>	

PWR-BGA12V50W0WW		Power Supply	<ul style="list-style-type: none"> <li>▶ Used to power RFD8500i Single Slot Cradles and Universal Cradle.</li> <li>▶ 100-240 VAC, 12V, 4.16A, 50W</li> <li>▶ Provides US DOE Level VI compliance for power efficiency.</li> <li>▶ Replaces PWRS-14000-148R and PWRS-14000-148C</li> </ul>	DC Line Cord (CBL-DC-388A1-01) and AC Line Cord (23844-00-00R)
KIT-PWR-12V50W		Power Supply Kit	<ul style="list-style-type: none"> <li>▶ Includes Power Supply (PWR-BGA12V50W0WW) and DC Line Cord (CBL-DC-388A1-01)</li> <li>▶ Used to power RFD8500i Single Slot Cradles and Universal Cradle.</li> </ul>	AC Line Cord (23844-00-00R)
CBL-DC-381A1-01		DC Power Cord	<ul style="list-style-type: none"> <li>▶ Used with Power Supply PWR-BGA12V108W0WW to power 4-Slot Charger for RFD8500i (CRD4S-RFD8500-1R) OR 4-Slot Charger for RFD8500 and TC51 (CRD4S-RFD8500-2R).</li> <li>▶ This cable does not include the black extension release latch which is not required when used on Multi-Slot ShareCradles.</li> </ul>	
CBL-DC-382A1-01		DC Power Cord	<ul style="list-style-type: none"> <li>▶ Used with Power Supply PWR-BGA12V108W0WW to power 4-Slot Charger for RFD8500i (CRD4S-RFD8500-1R) OR 4-Slot Charger for RFD8500 and TC51 (CRD4S-RFD8500-2R).</li> <li>▶ Cable has black extension tab for releasing the cable from the back of the cradle. This isn't required when using Multi-Slot ShareCradles.</li> <li>▶ NOTE: CBL-DC-381A1-01 is the recommended cable to be used.</li> </ul>	
CBL-DC-380A1-01		4-Way Power Cable	<ul style="list-style-type: none"> <li>▶ Used with Power Supply PWR-BGA12V108W0WW for powering up to four Single Slot Chargers for RFD8500i (CRD1S-RFD8500-1R)</li> </ul>	
PWR-BGA12V108W0WW		Power Supply	<ul style="list-style-type: none"> <li>▶ Used to power multi-slot cradles.</li> <li>▶ 100-240 VAC, 12V, 9A, 108W</li> <li>▶ Provides US DOE Level VI compliance for power efficiency.</li> <li>▶ Replaces PWRS-14000-241R</li> </ul>	DC Power Cable (CBL-DC-382A1-01) or 4-Way Power Cable (CBL-DC-380A1-01) and 23844-00-00R
23844-00-00R		AC Line Cord	<ul style="list-style-type: none"> <li>▶ This AC Line Cord is for use in North America. See the <b>AC Line Cords by Country</b> TAG for comparable line cords to use in other countries.</li> </ul>	
PWR-WUA5V6W0WW		USB Power Supply	<ul style="list-style-type: none"> <li>▶ Includes four international plugs for use in US, UK, EU, and AU. Additional plugs can be purchased separately for other countries.</li> <li>▶ 5.2V, 1.2A, 6W output</li> <li>▶ Provides US DOE Level VI compliance for power efficiency</li> </ul>	Micro USB Cable (25-MCXUSB-01R)

PWR-WUA5V6W0WHT		USB Power Supply, White color	<ul style="list-style-type: none"> <li>▶ Includes four international plugs for use in US, UK, EU, and AU. Additional plugs can be purchased separately for other countries.</li> <li>▶ 5.2V, 1.2A, 6W output</li> <li>▶ Provides US DOE Level VI compliance for power efficiency</li> </ul>	Micro USB Cable (25-MCXUSB-01R)
CN-000803-01		<u>Spare/Replacement</u> USB Power Supply AC Clip for Australia (AUS)	<ul style="list-style-type: none"> <li>▶ This AC Clip is normally included with PWR-WUA5V6W0WW</li> <li>▶ 2 pin Australia plug</li> </ul>	USB Power Supply (PWR-WUA5V6W0WW)
CN-000803-02		USB Power Supply AC Clip for Argentina (ARG)		USB Power Supply (PWR-WUA5V6W0WW)
CN-000803-03		USB Power Supply AC Clip for Korea (KOR)		USB Power Supply (PWR-WUA5V6W0WW)
CN-000803-04		<u>Spare/Replacement</u> USB Power Supply AC Clip for US (US)	<ul style="list-style-type: none"> <li>▶ This AC Clip is normally included with PWR-WUA5V6W0WW</li> <li>▶ 2 pin US plug</li> </ul>	USB Power Supply (PWR-WUA5V6W0WW)
CN-000803-05		<u>Spare/Replacement</u> USB Power Supply AC Clip for Europe (EU)	<ul style="list-style-type: none"> <li>▶ This AC Clip is normally included with PWR-WUA5V6W0WW</li> </ul>	USB Power Supply (PWR-WUA5V6W0WW)
CN-000803-06		<u>Spare/Replacement</u> USB Power Supply AC Clip for UK (UK)	<ul style="list-style-type: none"> <li>▶ This AC Clip is normally included with PWR-WUA5V6W0WW</li> </ul>	USB Power Supply (PWR-WUA5V6W0WW)
CN-000803-07		USB Power Supply AC Clip for China (CHN)	<ul style="list-style-type: none"> <li>▶ straight pins China plug</li> </ul>	USB Power Supply (PWR-WUA5V6W0WW)
CN-000803-08		USB Power Supply AC Clip for Brazil (BRA)	<ul style="list-style-type: none"> <li>▶ 2 pin Brazil plug</li> </ul>	USB Power Supply (PWR-WUA5V6W0WW)
CN-000803-09		USB Power Supply AC Clip for India (IND)		USB Power Supply (PWR-WUA5V6W0WW)

### Batteries

Part Number	Picture	Description	Notes	Required Items
BTRY-TC55-44MA1-01 BTRY-TC55-44BR1-01 (for Brazil) BTRY-TC55-44MA1-01 (for India)		RFD8500/TC55 Spare 1.5X Battery (4410 mAh)	<ul style="list-style-type: none"> <li>▶ This is the standard battery that is included with each RFD8500 unit.</li> <li>▶ Provides 5-6 hours of continuous usage.</li> </ul>	

<p>BTRY-TC55-29MA1-01</p> <p>BTRY-TC55-29MA1-IN (for India)</p>		<p>RFD8500/TC55 1X Battery (2940 mAh)</p>	<ul style="list-style-type: none"> <li>▶ Optional battery for RFD8500 for customers looking for a lighter weight device.</li> <li>▶ Does not decrease physical dimensions of RFD8500, just its weight.</li> </ul>	
<p>BTRY-TC55-29BR1-01 (for Brazil)</p> <p>▶ Discontinued 2/2020 - see PMB 10329</p>				
<p>KT-STDDOOR-100</p>		<p>Spare Standard Battery Door</p>	<ul style="list-style-type: none"> <li>▶ Normally included in box with RFD8500</li> <li>▶ Not compatible with RFD8500i models</li> </ul>	
<p>KT-QUADOOR-100</p>		<p>Quad Lock® Battery Door</p>	<ul style="list-style-type: none"> <li>▶ Allows Quad Lock® design device cases to be attached to RFD8500</li> <li>▶ Used instead of Standard Battery Door when using Quad Lock® device adapters</li> <li>▶ Not compatible with RFD8500i models</li> </ul>	<ul style="list-style-type: none"> <li>▶ Quad Lock® case (i.e. KT-IPODTCH-100) or similar</li> </ul>